
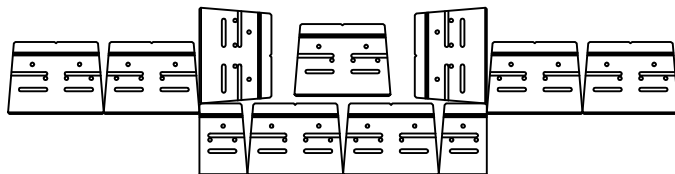



TOP COURSE



SECOND COURSE



THIRD COURSE



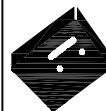
BASE COURSE

INSTALLATION SEQUENCE

BOTH SIDES EXPOSED STAIRS

SCALE: NONE

THESE PRELIMINARY DETAILS ARE INTENDED AS AN AID IN DESIGNING ATTRACTIVE, DURABLE RETAINING WALLS WITH VERSA-LOK UNITS. FINAL DETERMINATION OF THE SUITABILITY OF ANY INFORMATION OR MATERIAL FOR THE USE CONTEMPLATED, AND ITS MANNER OF USE, IS THE SOLE RESPONSIBILITY OF THE USER. A FINAL PROJECT SPECIFIC DESIGN SHOULD BE PREPARED BY A QUALIFIED, LICENSED, PROFESSIONAL ENGINEER.



VERSA-LOK®
Retaining Wall Systems

(800)770-4525 fax(651)770-4089
6348 Hwy36 Ste1, Oakdale, MN 55128 **Solid Solutions™**

VERSA-LOK STANDARD DETAILS

EXPOSED STAIR BOTH SIDES
INSTALLATION SEQUENCE

SCALE: 3/8"=1'

DRAWN BY: PPS

CHECKED BY:

DATE: 10/2007

DWG. NO. std exposed stair both side install seq